



SPoTs 25-26

25-26 Individual Report- Media Workshop - COM3800C2501

Kelly Furnas



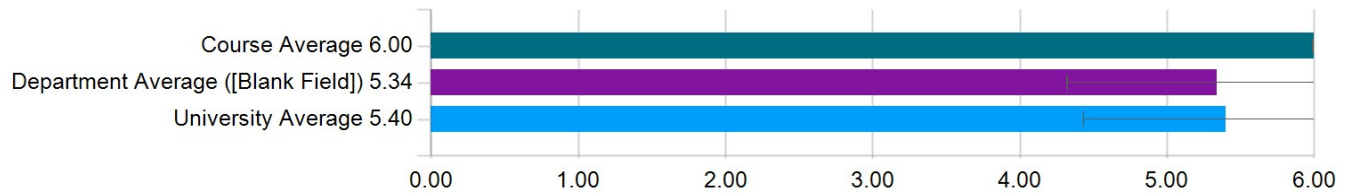
Created Tuesday, December 16, 2025



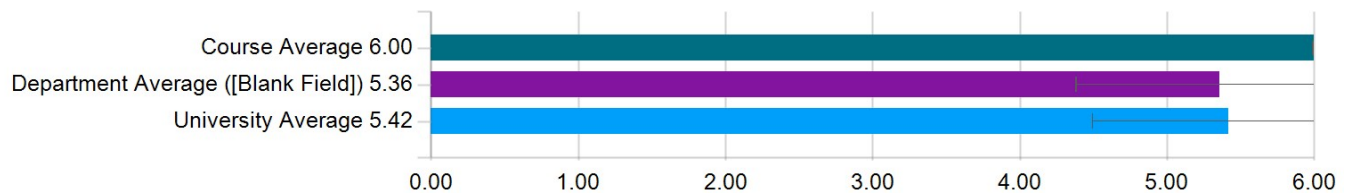
Course Audience: 11
Responses Received: 2
Response Ratio: 18.18%

PART I-A: Instruction - Course

1. The classes were well-prepared and well-organized.



2. Course assignments fostered analytical and/or creative thinking.



PART I-A: Instruction - Course

1. The classes were well-prepared and well-organized.

Response	Count	Percentage
1 Strongly Disagree	0	0.00%
2 Disagree	0	0.00%
3 Somewhat Disagree	0	0.00%
4 Somewhat Agree	0	0.00%
5 Agree	0	0.00%
6 Strongly Agree	2	100.00%
Total	2	0% 50% 100%

Statistics	Value
Response Count	2
Mean	6.00
Median	6.00
Mode	6
Standard Deviation	0.00

2. Course assignments fostered analytical and/or creative thinking.

Response	Count	Percentage
1 Strongly Disagree	0	0.00%
2 Disagree	0	0.00%
3 Somewhat Disagree	0	0.00%
4 Somewhat Agree	0	0.00%
5 Agree	0	0.00%
6 Strongly Agree	2	100.00%
Total	2	0% 50% 100%

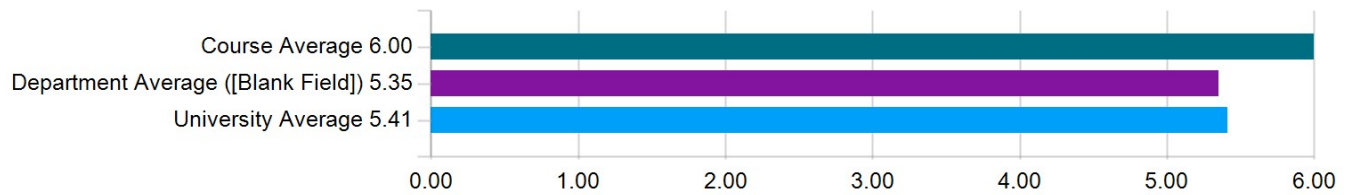
Statistics	Value
Response Count	2
Mean	6.00
Median	6.00
Mode	6
Standard Deviation	0.00

PART I-A: Instruction - Course

	Mean	Median	SD	Department Mean	Department Median	Department SD	University Mean	University Median	University SD
The classes were well-prepared and well-organized.	6.00	6.00	0.00	N/A	N/A	N/A	5.40	6.00	0.97
Course assignments fostered analytical and/or creative thinking.	6.00	6.00	0.00	N/A	N/A	N/A	5.42	6.00	0.93

PART I-B: Instruction - Instructor

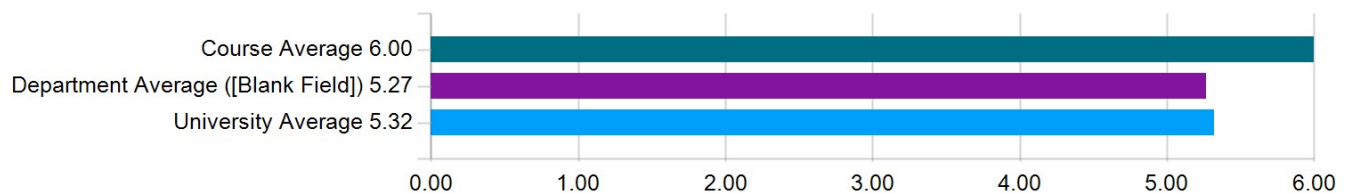
1. The instructor set clear goals and objectives in the course.



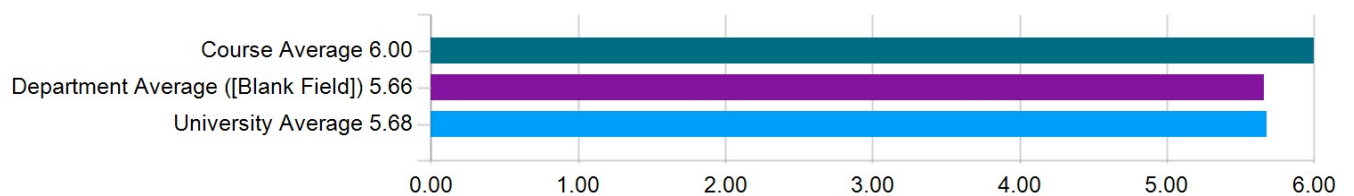
2. The instructor was available outside of class (during office hours, electronically, or both).



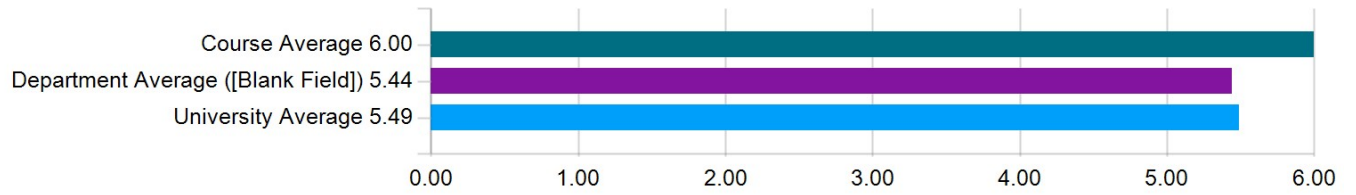
3. The instructor communicated clear guidelines related to graded work.



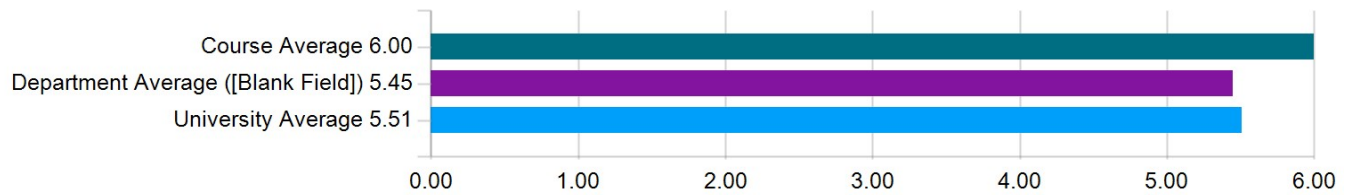
4. The instructor displayed enthusiasm for the subject.



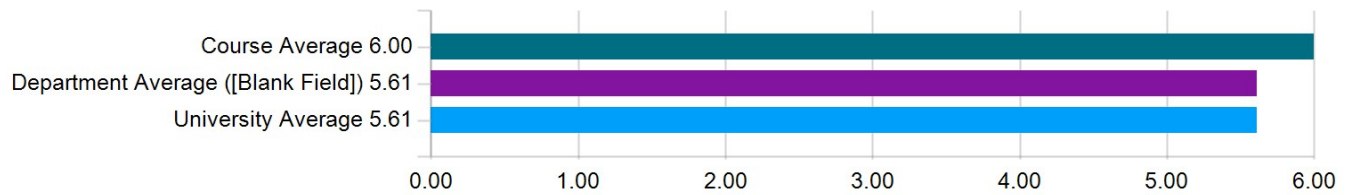
5. The instructor set a high standard for achievement that students were encouraged to meet.



6. The instructor challenged students to think critically about course material.



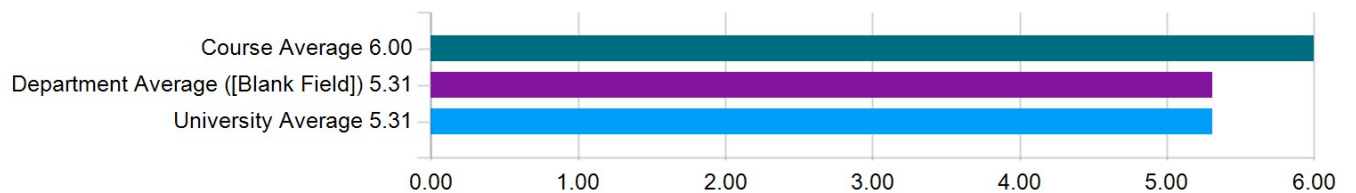
7. The instructor supported a class environment of mutual respect.



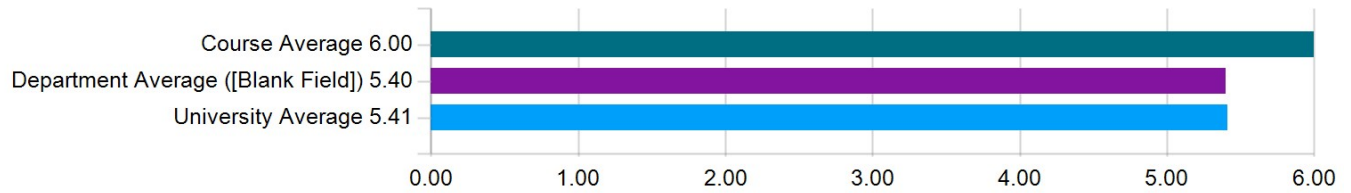
8. The instructor expected students to support assertions with evidence and/or reasoning.



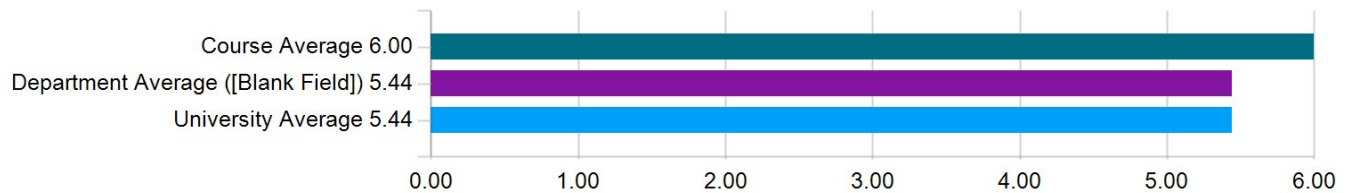
9. The instructor gave me feedback that helped me learn.



10. The instructor facilitated my learning of the subject matter.

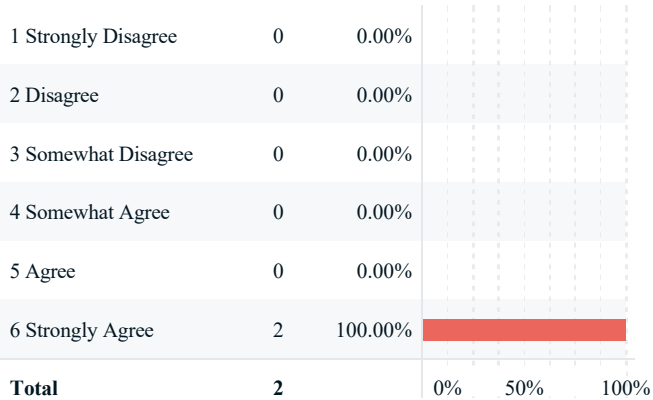


11. The instructor expected students to take responsibility for their own learning.



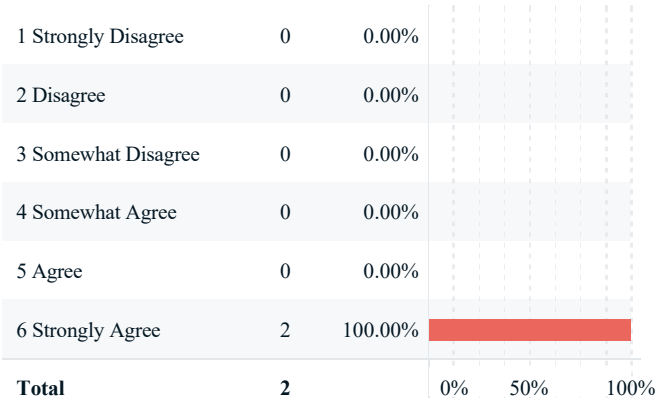
PART I-B: Instruction - Instructor

1. The instructor set clear goals and objectives in the course.



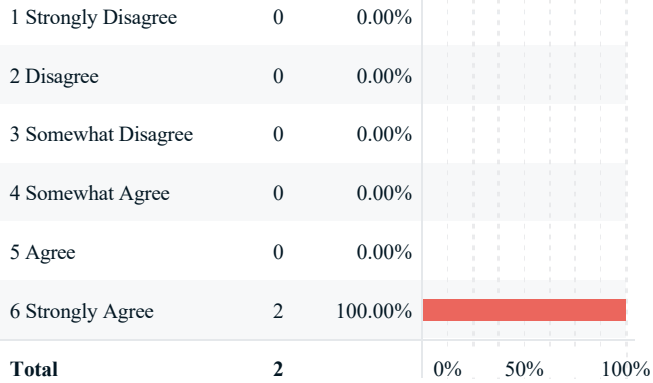
Statistics	Value
Response Count	2
Mean	6.00
Median	6.00
Mode	6
Standard Deviation	0.00

2. The instructor was available outside of class (during office hours, electronically, or both).



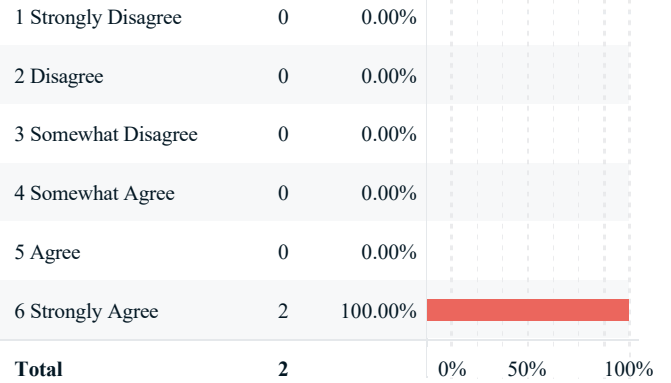
Statistics	Value
Response Count	2
Mean	6.00
Median	6.00
Mode	6
Standard Deviation	0.00

3. The instructor communicated clear guidelines related to graded work.



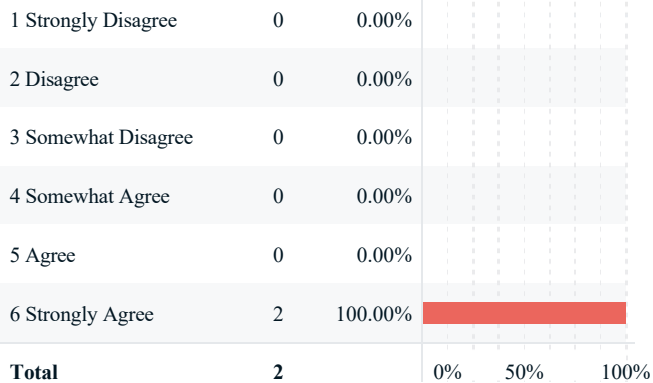
Statistics	Value
Response Count	2
Mean	6.00
Median	6.00
Mode	6
Standard Deviation	0.00

4. The instructor displayed enthusiasm for the subject.



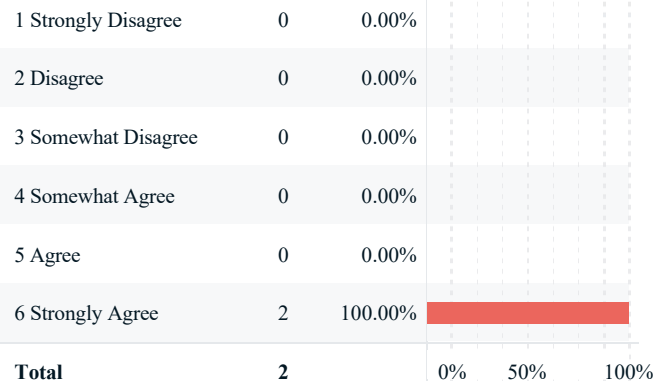
Statistics	Value
Response Count	2
Mean	6.00
Median	6.00
Mode	6
Standard Deviation	0.00

5. The instructor set a high standard for achievement that students were encouraged to meet.



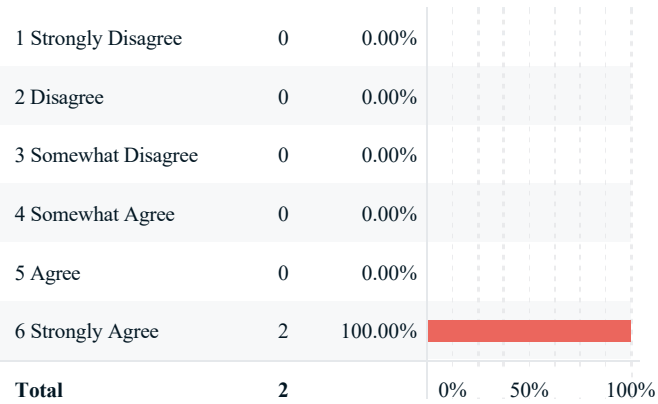
Statistics	Value
Response Count	2
Mean	6.00
Median	6.00
Mode	6
Standard Deviation	0.00

6. The instructor challenged students to think critically about course material.



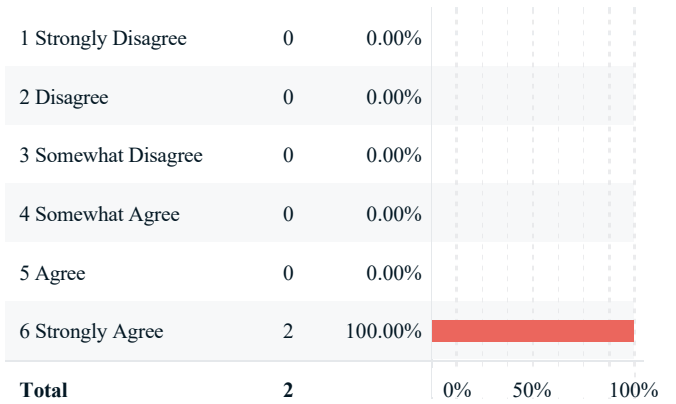
Statistics	Value
Response Count	2
Mean	6.00
Median	6.00
Mode	6
Standard Deviation	0.00

7. The instructor supported a class environment of mutual respect.



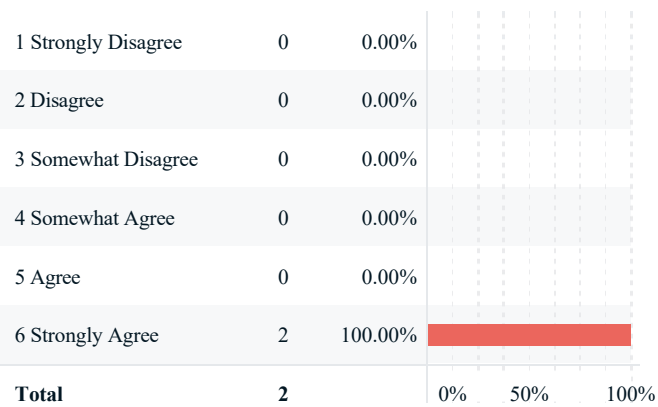
Statistics	Value
Response Count	2
Mean	6.00
Median	6.00
Mode	6
Standard Deviation	0.00

8. The instructor expected students to support assertions with evidence and/or reasoning.



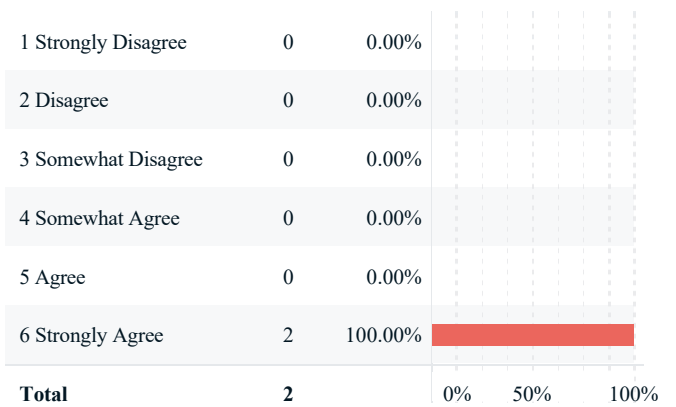
Statistics	Value
Response Count	2
Mean	6.00
Median	6.00
Mode	6
Standard Deviation	0.00

9. The instructor gave me feedback that helped me learn.



Statistics	Value
Response Count	2
Mean	6.00
Median	6.00
Mode	6
Standard Deviation	0.00

10. The instructor facilitated my learning of the subject matter.



Statistics	Value
Response Count	2
Mean	6.00
Median	6.00
Mode	6
Standard Deviation	0.00

11. The instructor expected students to take responsibility for their own learning.

1 Strongly Disagree	0	0.00%	
2 Disagree	0	0.00%	
3 Somewhat Disagree	0	0.00%	
4 Somewhat Agree	0	0.00%	
5 Agree	0	0.00%	
6 Strongly Agree	2	100.00%	
Total	2		0% 50% 100%

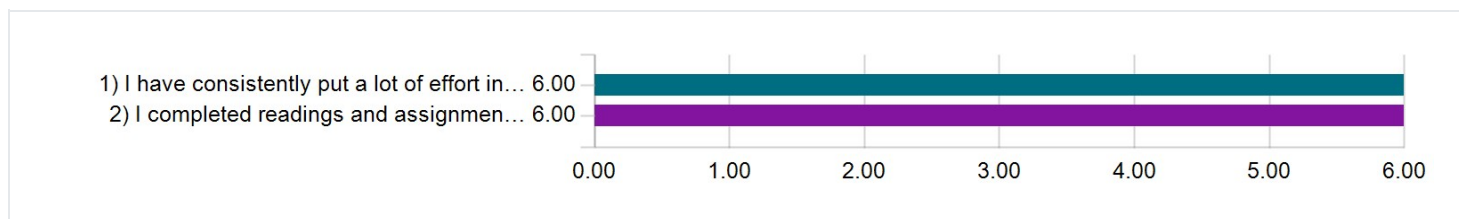
Statistics	Value
Response Count	2
Mean	6.00
Median	6.00
Mode	6
Standard Deviation	0.00

PART I-B: Instruction - Instructor

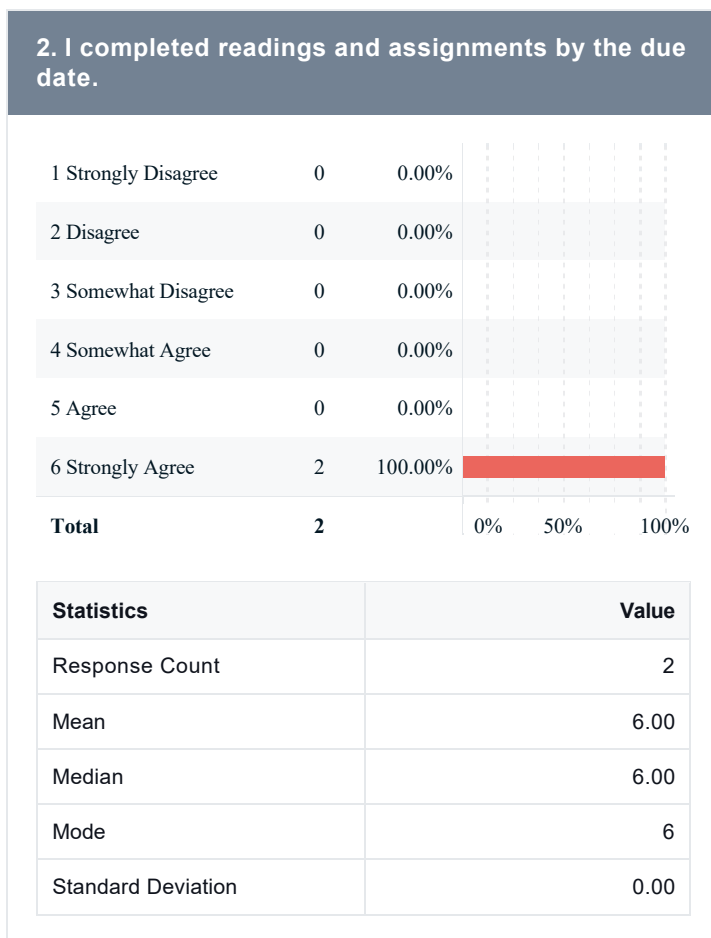
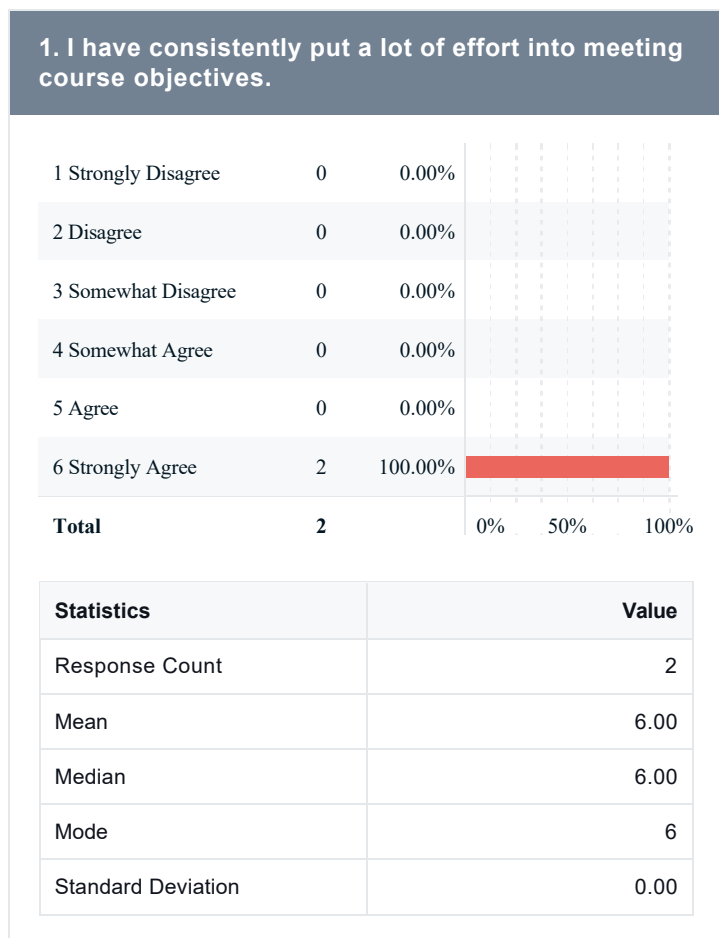
	Mean	Median	SD	Department Mean	Department Median	Department SD	University Mean	University Median	University SD
The instructor set clear goals and objectives in the course.	6.00	6.00	0.00	N/A	N/A	N/A	5.41	6.00	0.95
The instructor was available outside of class (during office hours, electronically, or both).	6.00	6.00	0.00	N/A	N/A	N/A	5.50	6.00	0.85
The instructor communicated clear guidelines related to graded work.	6.00	6.00	0.00	N/A	N/A	N/A	5.32	6.00	1.04
The instructor displayed enthusiasm for the subject.	6.00	6.00	0.00	N/A	N/A	N/A	5.68	6.00	0.71

	Mean	Median	SD	Department Mean	Department Median	Department SD	University Mean	University Median	University SD
The instructor set a high standard for achievement that students were encouraged to meet.	6.00	6.00	0.00	N/A	N/A	N/A	5.49	6.00	0.80
The instructor challenged students to think critically about course material.	6.00	6.00	0.00	N/A	N/A	N/A	5.51	6.00	0.83
The instructor supported a class environment of mutual respect.	6.00	6.00	0.00	N/A	N/A	N/A	5.61	6.00	0.80
The instructor expected students to support assertions with evidence and/or reasoning.	6.00	6.00	0.00	N/A	N/A	N/A	5.54	6.00	0.77
The instructor gave me feedback that helped me learn.	6.00	6.00	0.00	N/A	N/A	N/A	5.31	6.00	1.06
The instructor facilitated my learning of the subject matter.	6.00	6.00	0.00	N/A	N/A	N/A	5.41	6.00	0.99
The instructor expected students to take responsibility for their own learning.	6.00	6.00	0.00	N/A	N/A	N/A	5.44	6.00	0.86

PART 2: Demographics



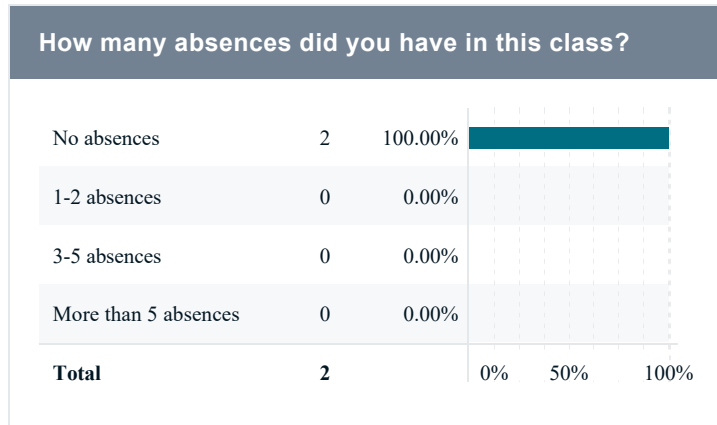
PART 2: Demographics



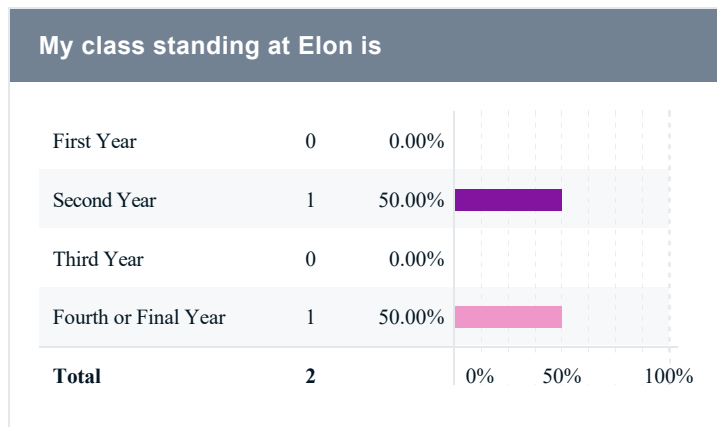
PART 2: Demographics

	Mean	Median	SD	Department Mean	Department Median	Department SD	University Mean	University Median	University SD
I have consistently put a lot of effort into meeting course objectives.	6.00	6.00	0.00	N/A	N/A	N/A	5.50	6.00	0.75
I completed readings and assignments by the due date.	6.00	6.00	0.00	N/A	N/A	N/A	5.54	6.00	0.78

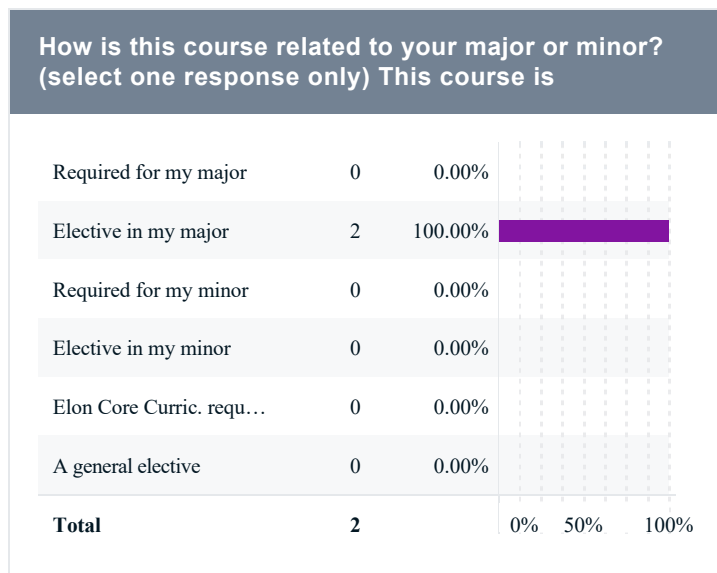
How many absences did you have in this class?



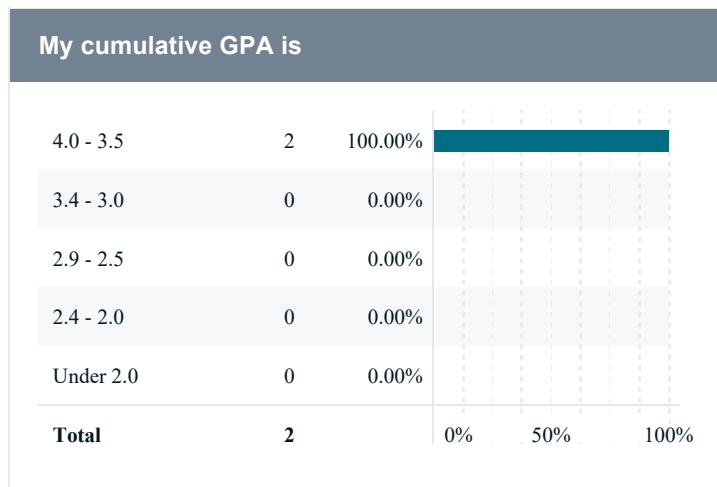
My class standing at Elon is



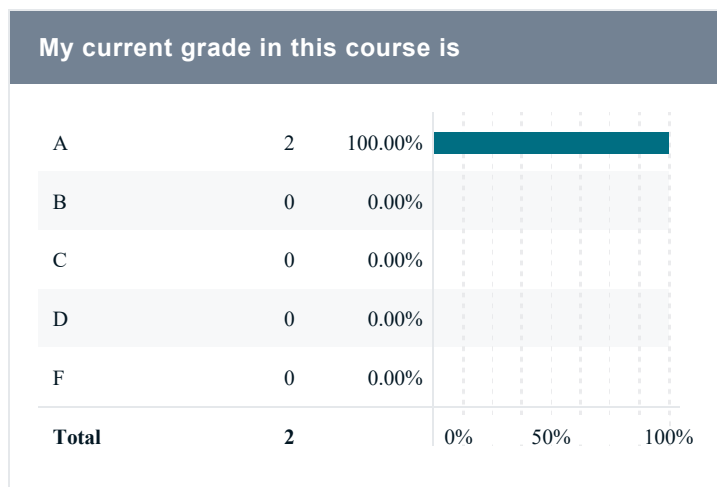
How is this course related to your major or minor? (select one response only) This course is



My cumulative GPA is



My current grade in this course is



Comment on aspects of the instructor's teaching style that helped the learning process.

Comments

Kelly does a great job of leading our meetings and facilitating discussions.